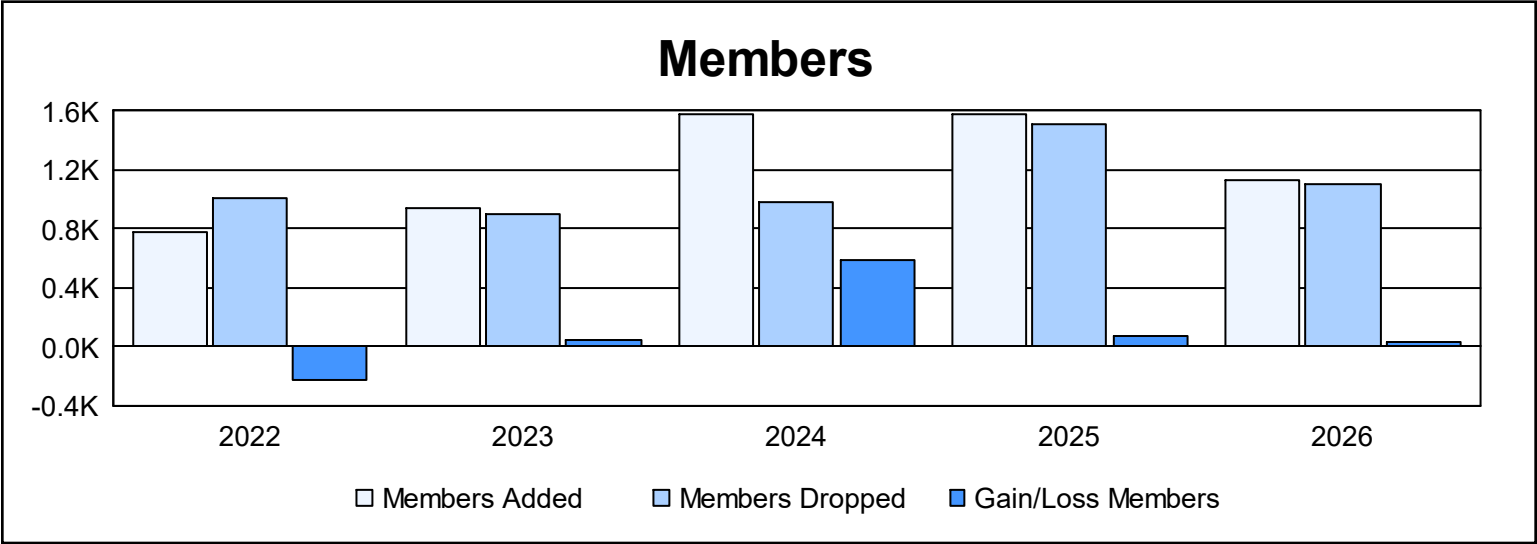
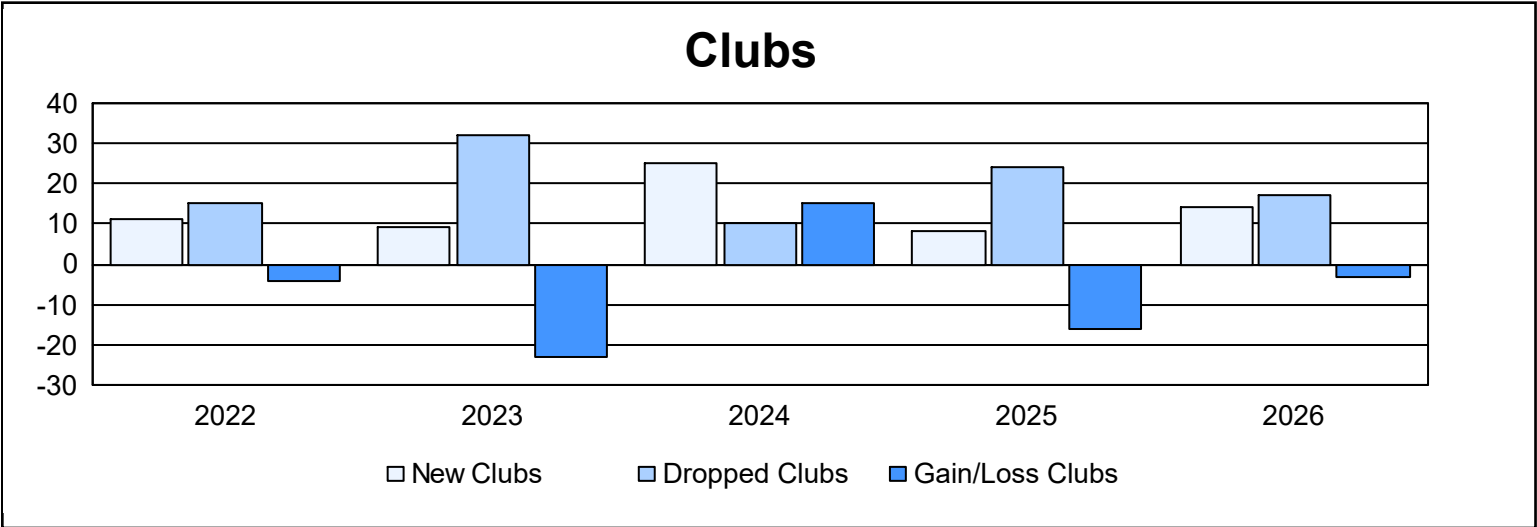
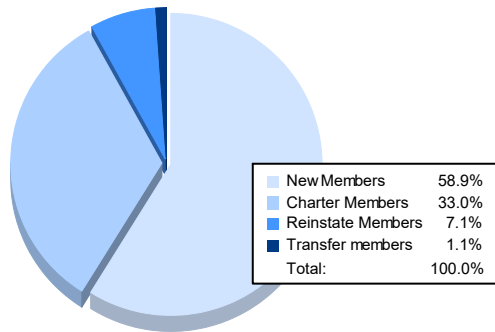


| Year | New Clubs | Dropped Clubs | Gain/ Loss Clubs | New Members | Charter Members | Reinstate Members | Transfer Members | Total Member Added | Total Members Dropped | Gain/ Loss Members |
|-----------|-----------|---------------|------------------|-------------|-----------------|-------------------|------------------|--------------------|-----------------------|--------------------|
| 2021-2022 | 11 | 15 | -4 | 443 | 292 | 38 | 8 | 781 | 1,005 | -224 |
| 2022-2023 | 9 | 32 | -23 | 491 | 399 | 43 | 10 | 943 | 894 | 49 |
| 2023-2024 | 25 | 10 | 15 | 782 | 681 | 72 | 41 | 1,576 | 981 | 595 |
| 2024-2025 | 8 | 24 | -16 | 829 | 214 | 275 | 259 | 1,577 | 1,508 | 69 |
| 2025-2026 | 14 | 17 | -3 | 667 | 373 | 80 | 12 | 1,132 | 1,102 | 30 |
| Average | 13 | 20 | -6 | 642 | 392 | 102 | 66 | 1,202 | 1,098 | 104 |



Membership Composition December 2025 Cumulative



Gender Composition December 2025 Cumulative

